







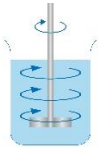
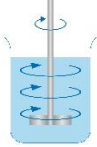
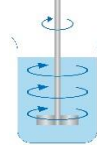
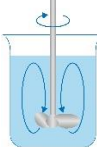
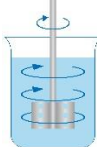
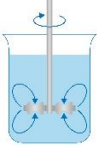
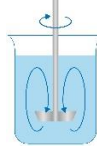
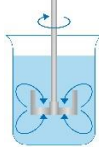


VELP Scientifica Solutions for Stirring Shafts

STIRRING SHAFTS

	Stirring shaft with floating blades	Stirring shaft with folding blade	Stirring shaft with fixed blade	Stirring shaft with propeller	Stirring shaft with 6-hole paddle	Stirring shaft with turbine	Stirring shaft with turbo propeller	Stirring shaft with anchor
	A00001304	A00001305	A00001306	A00001307	A00001308	A00001309	A00001310	A00001311
								
								
Blade Ø (mm)	93	60	50	60	69	49	46	45
Shaft Ø (mm)	7	7	7	7	7	7	7	8
Shaft Length (mm)	400	400	400	400	450	450	450	450
Speed range	M-H	M-H	M-H	M-H	L-M	M-H	M-H	L-H
Viscosity Range	VL-L	VL-L	VL-L-M	VL-L-M	L-M	M-H	M-H	M-H
Flow Pattern	Radial	Radial	Radial	Axial	Tangential	Radial	Axial	Tangential
	The two blades that open as the speed rises generate a radial flow in the container, from the top towards the bottom. Particularly recommended for stirring in narrow-neck containers, e.g. flasks.	The blade that automatically falls into line during rotation generates a radial flow in the container, from the top towards the bottom. Particularly recommended for stirring in narrow-neck containers.	It generates a radial flow in the container, from the top towards the bottom. Employment: Use at medium-high speed for whirling light solids, for flocculations, mixing thickening agents, stirring sludge, etc.	Standard stirring shaft. It generates an axial flow in the container with suction of the substance from the bottom towards the top and localized occurrence of shearing forces.	It generates a tangential flow with reduced turbulence and with gentle mixing of the product.	It generates a radial flow with suction of the product from the top towards the bottom, with high turbulence and high shearing forces.	It generates an axial flow in the container with suction of the substance from the top towards the bottom with low shearing forces. Limited danger of any contact of the blade with the walls of the product's container.	It generates a tangential flow with high shearing forces on the ends. The flow generated limits the possibility of sedimentation on the walls of the container.

Speed Range

Low (L)	<250
Medium (M)	250-800
High (H)	>800

Viscosity Range

Very Low (VL)	0-100
Low (L)	100-1000
Medium (M)	1000-10000
High (H)	10000-100000



www.velp.com